



c|side

ENERGY PRODUCTION

CSide, Intelligent Solutions

The Energy Production Application is a solution designed for service providers to engage their customers that produce energy (producers and prosumers), and in this way reduce churn. People now expect a greater insight into their energy production and intuitive management tools, which makes this application the right software to meet those expectations.

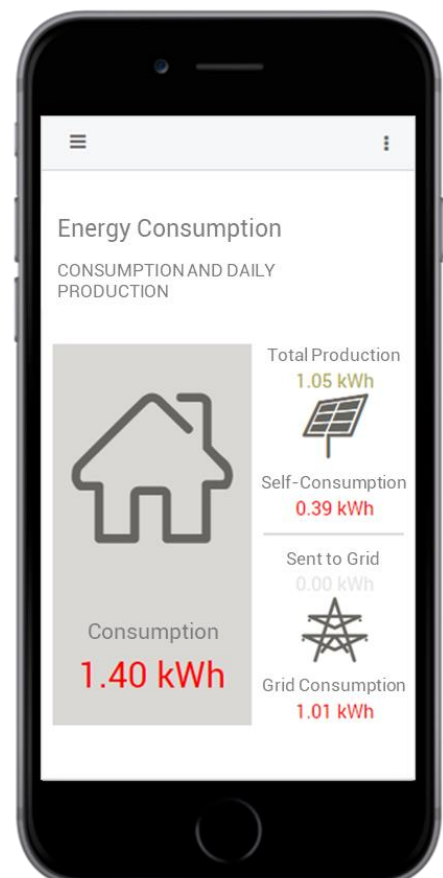
The Energy Production Application offers knowledgeable charts on energy production and personalised efficiency tips. It also allows each customer to virtually change the current tariff and check the income difference from that day on.

There is also a small survey that costumers can answer so that the platform can build their energy profile.

FEATURE LIST

The following key features are included in the Energy Production Application:

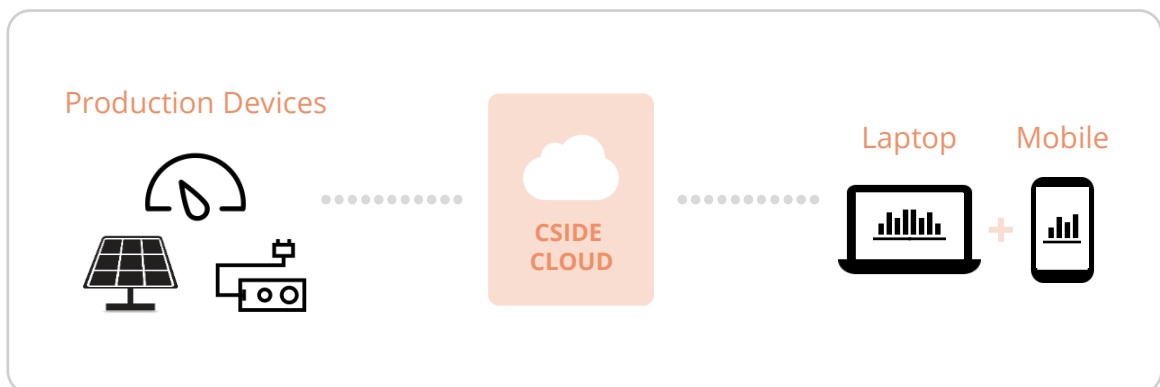
- ✓ Production charts that show income or energy produced in kWh, which can be filtered by day, week, month or any custom interval;
- ✓ Charts show the weather when filtered by day, which is very useful to understand the production values;
- ✓ Chart showing the accumulated income so that customers are aware of when the initial investment is paid off;
- ✓ Comparison charts that show current production against past production (filtered by week and year);
- ✓ Energy efficiency tips regarding renewables, such as maintaining solar panels and electrical vehicles;



- ✓ Survey to understand the customer’s energy profile – the way energy is produced and what type of devices are installed;
- ✓ A Cost Plan page that shows the current tariff and lets the customer virtually change it to compare the associated income.

HOW DOES IT WORK?

The Energy Production Application analyses the energy produced by a solar system measured by a solar meter connected to the CSide Cloud. In this way, the owner of the solar system is able to compare the different production values and understand when something is wrong - for instance, a solar panel produces less energy when it is dirty. The solution presents efficiency suggestions, intuitive graphics and diagrams on the Energy Production Portal, which is accessible from any internet-connected device.



TECHNICAL DETAILS

DEVICES

The solution works with a solar system, the respective inverter and a solar meter or any device capable of measuring the energy produced.

CONNECTIVITY

The production meter connects to the CSide cloud by Wi-Fi.

SYSTEM LIFESPAN

The lifespan of solar panels is approximately 30 years, microinverters 25 years and other solar inverters 10 years.

SERVICE DELIVERY PLATFORM


The Energy Production Application is built into the Service Delivery Platform (SDP) as one of its many vertical solutions. The various applications within SDP work in parallel and each service can be activated or deactivated according to the needs of each customer.

SDP provides value-added services from gas, electricity and water management to advanced automation, electric vehicle and heating management. Back office maintenance and operation tools ensure a great experience while managing thousands of customers.

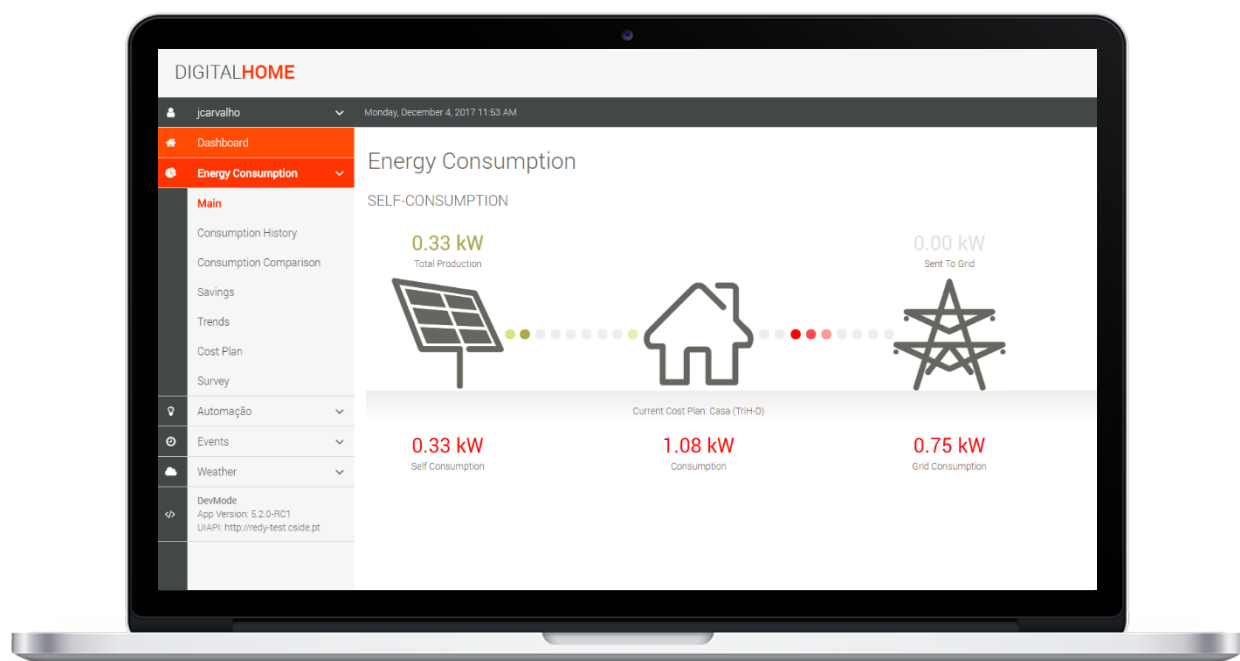
BENEFITS

UTILITIES The Energy Production Application benefits the service provider in several ways, such as using the energy data for load management. This application is a solid product that helps customers interact and understand their energy production - this type of tool increases user engagement and decreases churn.

Finally, and since the Energy Production Application is part of the SDP, this offer can be complemented at any time with any of the other services offered by the platform, for instance, advanced automation and heating management.



CUSTOMERS There are several benefits for producers and prosumers starting with knowing and understanding how their energy is produced. Learning which devices are consuming more electricity and what daily habits should be changed to achieve more savings is the only way to be more efficient and save money.



CONTACTS

Website

<http://www.cside.pt>



Porto



Cais do Lugan 224 2º dto.
4400-492 **Vila N. de Gaia**



Phone +351 221 450 254

Lisbon



Rua Alexandre Herculano 17,
c/v esq. 1250-008 **Lisbon**



Phone +351 211 450 254